



Parts Identification Guide
PIB007/0205

5000 Blender








Auger Drive Assembly

5000 Blender

- 2. Digital Display Meters
- 3. Fuses (three on each side)
- 6. Machine On Lights
- 8. Main Mix Auger Cover
- 9. Main Mix Motor
- 12. On / Off Switch
- 13. 6 Potentiometers (individual motor speed adjustment)
- 16. Proportioning Mix Motors
- 19. Toggle Switches





7




5000 Blender

- 7. Main Mix Auger
- 11. Mini Roto Bindicator
- 15. Proportioning Material Augers



Bin Level Alarm Control - Optional



Main Blender Control

5000 Blender

- 1. Bindicators
- 5. Junction Box
- 9. Main Mix Motor
- 10. Main Mixing Auger Inside

Bin Level Alarm Control

- 20. Indicating Lights (4)
- 21. Power On Light (1)
- 22. Toggle Switch (On/Off)

Main Blender Control

- 4. Indicating Lights (5)
- 14. Power On Light
- 17. Push Button (Start)
- 18. Stop Button (Emergency Stop)
- 19. Toggle Switch (On/Off)